

New Mexico Rail Runner Santa Fe Extension



Stations

Santa Fe Railyard

South Capital Complex

Others Under Evaluation

SFMPO, City of Santa Fe, Santa Fe County, NMDOT

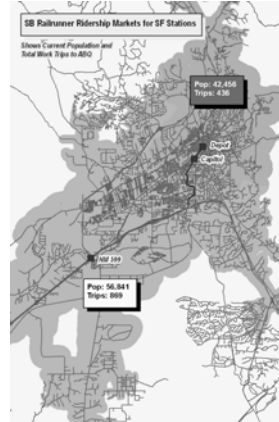
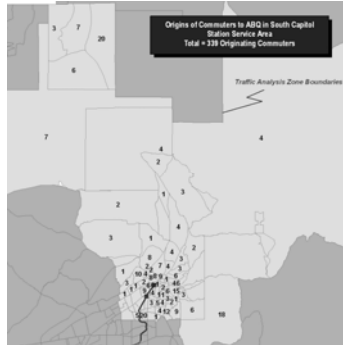
Others Can Come On Line in Near Term...or Longer Term

NMDOT Has Resources To Build One

Stations

Santa Fe Railyard Has Limited Parking Availability

South Capital Complex Parking & Traffic Impacts



Stations: Downtown Rail Yard


Key Destinations Served

Major Investment Already

Downtown Circulator Possibilities

May Help With Parking Issues

Evaluating Free Service Between S. Capital & Railyard As Parking & Congestion Mitigation Measure



Stations: South Capital Complex

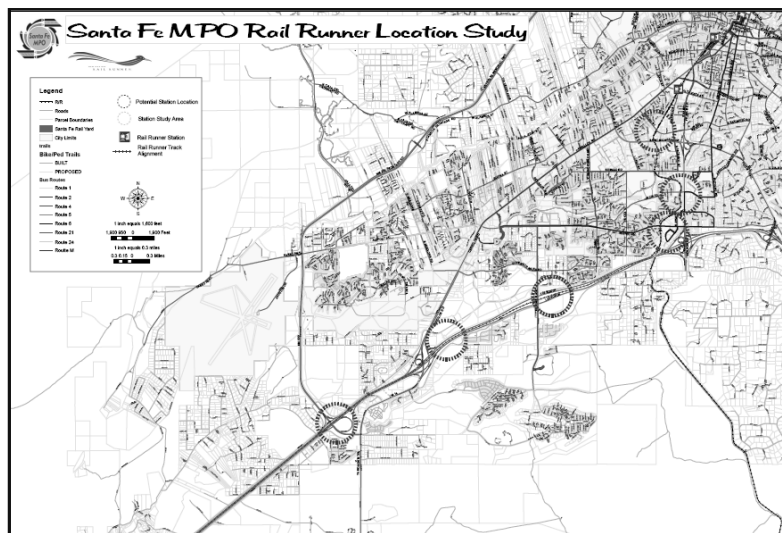
Opportunities to Intercept Santa Fe Market Primarily From North And East

Bus Connections

Looking At A Minimum of 200 Parking Spaces



Station Evaluation Study



Stations

Have Recommended NM 599 to SF MPO

NM 599 Station Has Great Market Potential

Park & Ride/Santa Fe Trails Connections

NM 14 Intercept/NM 599 Intercept

Access to Albuquerque

Local Development Issues With Other Locations

Will Do Additional Analysis, Environmental, Design &
Construction

Other Station Locations Must Have Support Of Local Government

Stations

Summary of Station Issues

MPO Is Meeting On November 8th

South Capital Will Have At Least 200 Spaces

Will Update Traffic Analysis To Reflect This Condition

Work Will Continue with City on Bus Connections