

**South Capitol Station Shuttle
(From Train and Park and Ride)**

| South Capitol Station | Alta Vista | San Mateo | Hospital | Galisteo | ARK/ Pollon | Rodeo Park/ Sawmill |
|-----------------------|------------|-----------|----------|----------|----------------|------------------------|
| 5:37am | 5:38am | 5:43am | 5:47am | 5:48am | 5:52am | 5:57am |
| 6:40am | 6:41am | 6:46am | 6:50am | 6:51am | 6:55am | 7:00am |
| 7:46am | 7:47am | 7:52am | 7:56am | 7:57am | 8:01am | 8:06am |
| 9:07am | 9:08am | 9:13am | 9:17am | 9:18am | 9:22am | 9:27am |
| 11:18am | 11:19am | 11:24am | 11:28am | 11:29am | 11:33am | 11:38am |
| 6:03pm | 6:04pm | 6:09pm | 6:13pm | 6:14pm | 6:18pm | 6:23pm |
| 7:18pm | 7:19pm | 7:24pm | 7:28pm | 7:29pm | 7:33pm | 7:38pm |
| 8:33pm | 8:34pm | 8:39pm | 8:43pm | 8:44pm | 8:48pm | 8:53pm |

**South Capitol Station Shuttle
(To Train and Park and Ride)**

| Rodeo Park/ Sawmill | ARK/ Pollon | Galisteo | Hospital | San Mateo | Alta Vista | South Capitol Station |
|------------------------|----------------|----------|----------|-----------|------------|-----------------------|
| 5:24am | 5:29am | 5:33am | 5:34am | 5:39am | 5:44am | 5:46am |
| 6:45am | 6:50am | 6:54am | 6:55am | 7:00am | 7:05am | 7:07am |
| 12:38pm | 12:43pm | 12:47pm | 12:48pm | 12:53pm | 12:58pm | 1:00pm |
| 3:46pm | 3:51pm | 3:55pm | 3:56pm | 4:01pm | 4:06pm | 4:08pm |
| 5:01pm | 5:06pm | 5:10pm | 5:11pm | 5:16pm | 5:21pm | 5:23pm |
| 6:16pm | 6:21pm | 6:25pm | 6:26pm | 6:31pm | 6:36pm | 6:38pm |
| 8:36pm | 8:41pm | 8:45pm | 8:46pm | 8:51pm | 8:56pm | 8:58pm |

**NM 599 Station Shuttle Northbound
(From Train)**

| NM 599 Station | PNM | Rancho Viejo | New Mexican Plaza | Jaguar | Camino Entrada | Santa Fe Place |
|----------------|--------|--------------|-------------------|---------|----------------|----------------|
| 6:05am | 6:09am | 6:16am | 6:21am | 6:27am | 6:32am | 6:36am |
| 7:26am | 7:30am | 7:38am | 7:43am | 7:50am | 7:55am | 8:00am |
| 8:47am | - | 8:50am | 8:55am | 9:01am | 9:06am | 9:10am |
| 10:58am | - | 11:01am | 11:06am | 11:12am | 11:17am | 11:21am |
| 5:43pm | - | 5:46pm | 5:51pm | 5:57pm | 6:02pm | 6:06pm |
| 6:58pm | - | 7:01pm | 7:06pm | 7:12pm | 7:17pm | 7:21pm |
| 8:13pm | - | 8:16pm | 8:21pm | 8:27pm | 8:32pm | 8:36pm |

**NM 599 Station Shuttle Southbound
(To Train)**

| Santa Fe Place | Camino Entrada | Jaguar | New Mexican Plaza | Rancho Viejo | PNM | NM 599 Station |
|----------------|----------------|--------|-------------------|--------------|--------|----------------|
| 5:40am | 5:44am | 5:48am | 5:54am | 6:01am | - | 6:04am |
| 6:51am | 6:55am | 6:59am | 7:05am | 7:12am | - | 7:20am |
| 12:55pm | 12:59pm | 1:03pm | 1:09pm | 1:16pm | - | 1:19pm |
| 3:54pm | 3:58pm | 4:02pm | 4:08pm | 4:15pm | 4:19pm | 4:25pm |
| 5:09pm | 5:13pm | 5:17pm | 5:23pm | 5:30pm | 5:35pm | 5:40pm |
| 6:33pm | 6:37pm | 6:41pm | 6:47pm | 6:54pm | - | 6:57pm |
| 8:53pm | 8:57pm | 9:01pm | 9:07pm | 9:14pm | - | 9:17pm |

**Purple Route Shuttle
NM 599 Station - South Capitol - Santa Fe Rail Yard
Northbound Only**

| NM 599 Station | South Capitol Station | Santa Fe Rail Yard |
|----------------|-----------------------|--------------------|
| 5:11am | 5:28am | 5:33am |

**SANTA FE SHUTTLE SCHEDULES
for NM RAIL RUNNER EXPRESS
& NM PARK and RIDE
EFFECTIVE SEPTEMBER 6, 2011**

**\$1 fare one way, or a valid
NM Park and Ride Monthly pass, NM Rail
Runner Express boarding/monthly pass, and
Santa Fe Trails monthly pass will be honored.**



Days of Service

The Santa Fe Shuttles connecting to NM Rail Runner Express and NM Park and Ride operate on all weekdays, except for designated state holidays: New Years Day, Memorial Day, July 4, Labor Day, Columbus Day, Veterans Day, Thanksgiving Day, the Friday following Thanksgiving, and Christmas Day. Exceptions: Designated state holidays that fall on Saturday will be observed on Friday and those that fall on Sunday will be observed on Monday.

Passenger Safety

Passengers may only board and disembark at designated stops. Open food and beverage containers and pets are prohibited. Service animals permitted.

Connections with NM Rail Runner Express and NM Park and Ride

The NM 599 Station Shuttle meets all northbound arriving and southbound departing NM Rail Runner Express trains at the NM 599 Station. The South Capitol Shuttle meets all northbound arriving and southbound departing NM Rail Runner Express trains at the South Capitol Station. The Purple Route Shuttle meets the northbound early morning bus from Albuquerque only, and proceeds to South Capitol and the Santa Fe Rail Yard Station from the NM 599 Station. Location descriptions for all stops can be found at www.nmparkandride.com.

NM Park and Ride Monthly Pass (\$150) is valid for use on NM Rail Runner Express. For a current train schedule go to www.railrunner.com.

Santa Fe Trails connecting service along Cerrillos and St. Francis Roads can be utilized at South Capitol Station on their #2 and #4 Routes, respectively. For schedule information go to <http://santafetrails.santafenm.gov/>.

For More Information:
www.nmparkandride.com
www.nmrailrunner.com
email: nmparkandride@state.nm.us

**866-551- RIDE (7433) or
505-424-1110**



**A General Public Transportation Service of
the New Mexico
Department of Transportation**

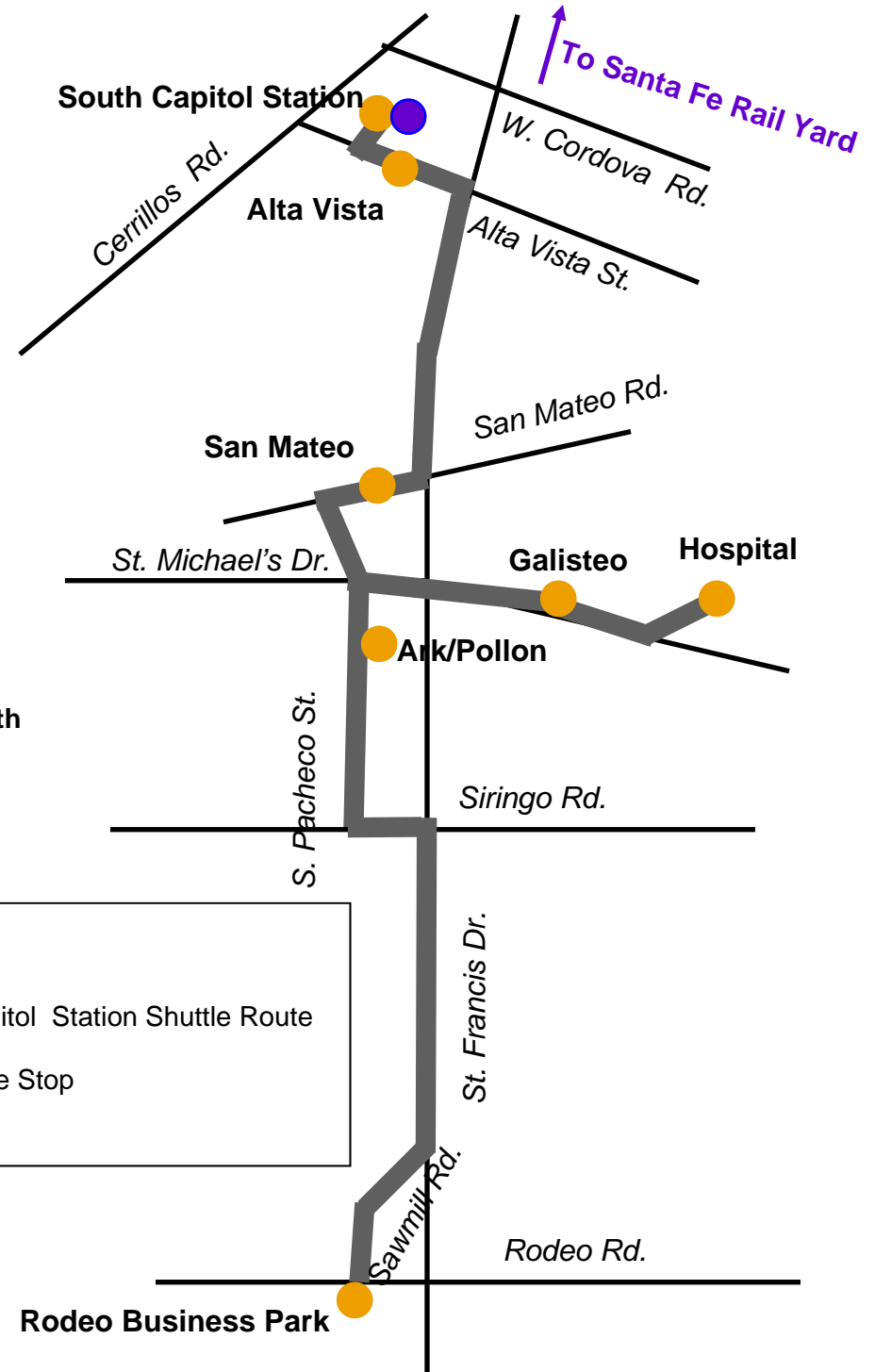
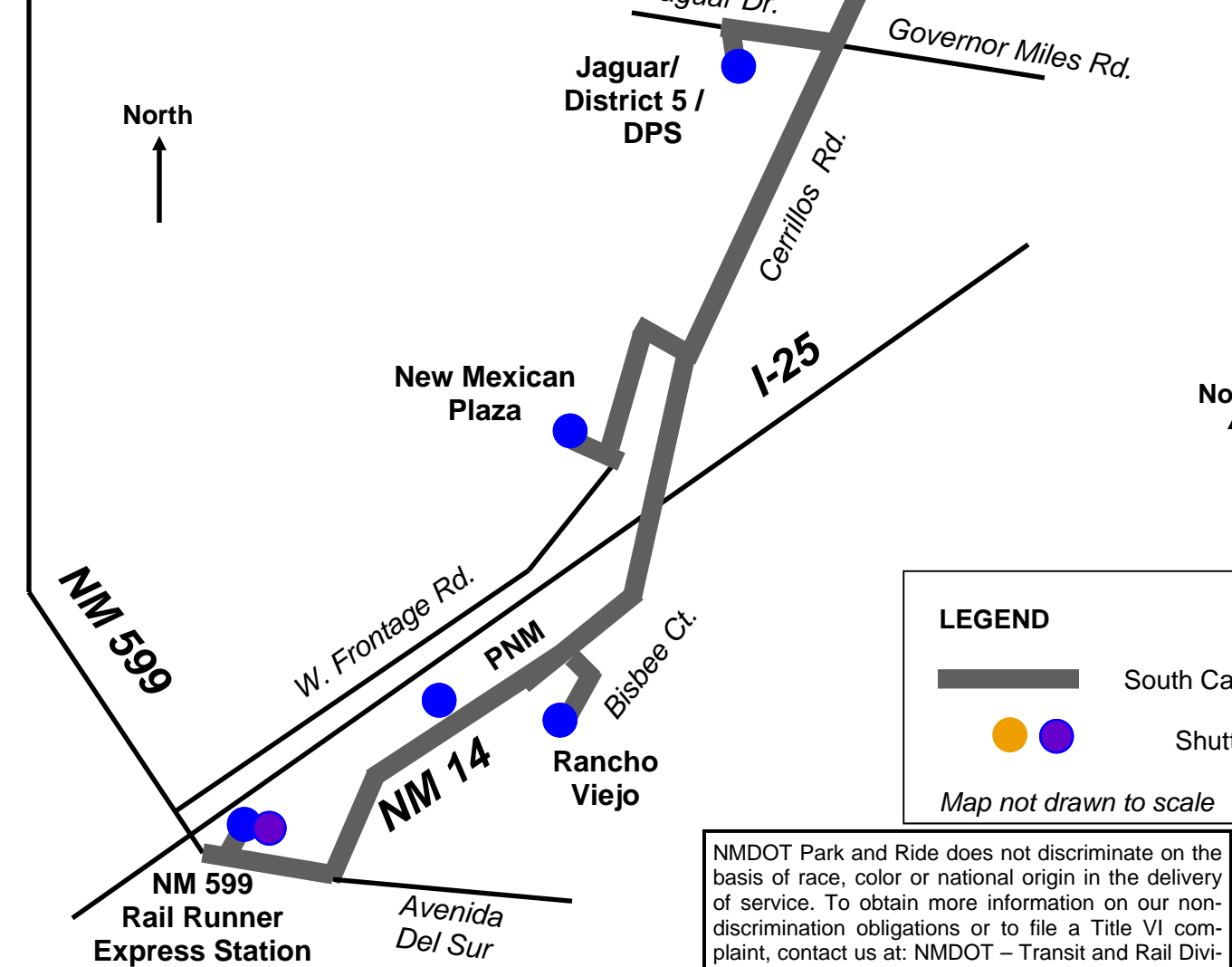
NM Rail Runner Express & NM Park and Ride Shuttle Schedule
NM 599 Station Shuttle
South Capitol Station Shuttle
Purple Route Shuttle

NM 599 Station Shuttle / Purple Route Shuttle



South Capitol Station Shuttle / Purple Route Shuttle

LEGEND

 NM 599 Station Shuttle Route
 Shuttle Stop
Map not drawn to scale



LEGEND

 South Capitol Station Shuttle Route
 Shuttle Stop
Map not drawn to scale

NMDOT Park and Ride does not discriminate on the basis of race, color or national origin in the delivery of service. To obtain more information on our non-discrimination obligations or to file a Title VI complaint, contact us at: NMDOT – Transit and Rail Division Director, PO Box 1149, Santa Fe, NM 87504-1149 RE: Title VI Complaint